


## SD2440

Silicon Phototransistor

### FEATURES

- Miniature, hermetically sealed, pill style, metal can package
- 48° acceptance angle
- Wide operating temperature range (-55°C to +125°C)
- Ideal for direct mounting to printed circuit boards
- Wide sensitivity ranges
- Mechanically and spectrally matched to SE2460 and SE2470 infrared emitting diodes



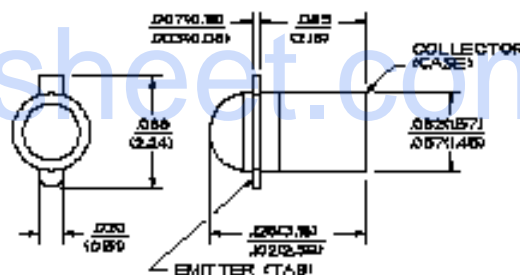
198A-1.1E

### DESCRIPTION

The SD2440 is an NPN silicon phototransistor mounted in a hermetically sealed glass lensed metal can package. This package directly mounts in a double sided PC board.

### OUTLINE DIMENSIONS in inches (mm)

Tolerance 3 plc decimals ±0.005(0.12)  
2 plc decimals ±0.020(0.51)



DBL\_012.cdr

## SD2440

Silicon Phototransistor

### ELECTRICAL CHARACTERISTICS (25°C unless otherwise noted)

PARAMETER	SYMBOL	MIN	TYP	MAX	UNITS	TEST CONDITIONS
Light Current SD2440-001 SD2440-002 SD2440-003 SD2440-004	$I_L$	0.5 2.0 4.0 7.0			mA	$V_{CC}=5\text{ V}$ $H=20\text{ mW/cm}^2$
Collector Dark Current	$I_{CO}$			100	nA	$V_{CC}=10\text{ V}, H=0$
Collector-Emitter Breakdown Voltage	$V_{CE(sat)}$	30			V	$I_C=100\text{ }\mu\text{A}$
Emitter-Collector Breakdown Voltage	$V_{EC(sat)}$	5.0			V	$I_E=100\text{ }\mu\text{A}$
Collector-Emitter Saturation Voltage	$V_{CE(sat)}$			0.4	V	$I_C=I_E$ $H=20\text{ mW/cm}^2$
Angular Response $\theta$	$\theta$		48		degr.	$I_C=I_E$
Rise And Fall Time	$t_r, t_f$		15		$\mu\text{s}$	$V_{CC}=5\text{ V}, I_C=1\text{ mA}$ $R_T=1000\text{ }\Omega$

#### Notes

- The radiation source is a tungsten lamp operating at a color temperature of 2870°K.
- Angular response is defined as the total included angle between the half sensitivity points.

### ABSOLUTE MAXIMUM RATINGS

(25°C Free-Air Temperature unless otherwise noted)

Collector-Emitter Voltage	30 V
Emitter-Collector Voltage	5 V
Power Dissipation	125 mW <sup>(1)</sup>
Operating Temperature Range	-55°C to 125°C
Storage Temperature Range	-65°C to 150°C
Soldering Temperature (10 sec)	260°C

#### Notes

- Derate linearly from 25°C free-air temperature at the rate of 1.19 mW/°C.



## SD2440

Silicon Phototransistor

SWITCHING TIME TEST CIRCUIT

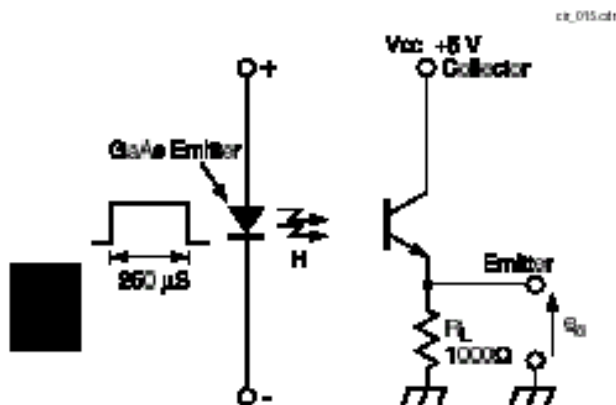


Fig. 1 Responsivity vs Angular Displacement

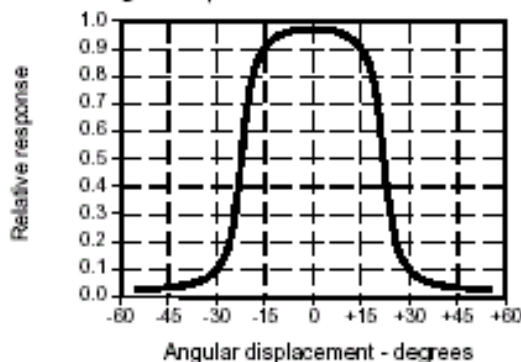
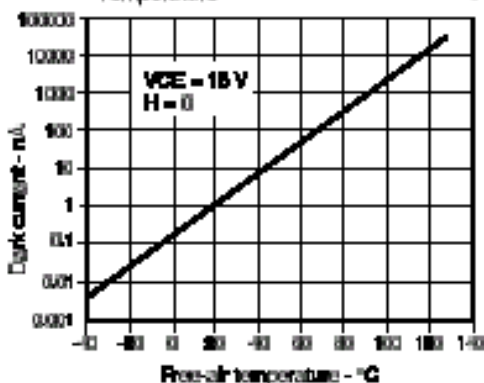


Fig. 3 Dark Current vs Temperature



SWITCHING WAVEFORM

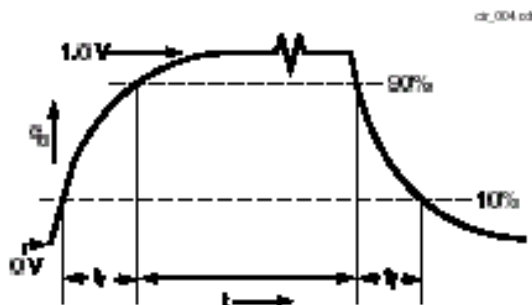


Fig. 2 Collector Current vs Ambient Temperature

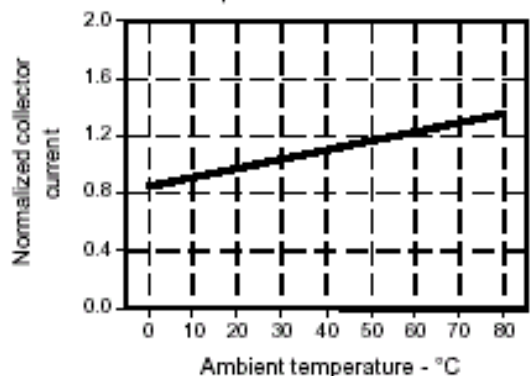
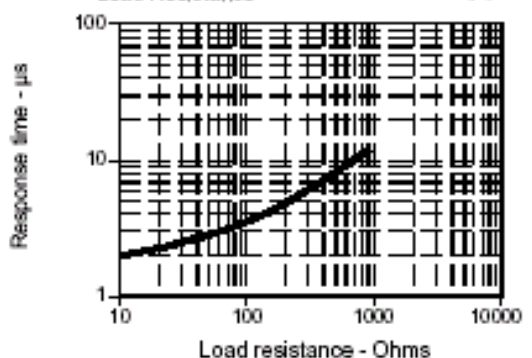


Fig. 4 Non-Saturated Switching Time vs Load Resistance



## SD2440

Silicon Phototransistor

Fig. 5 Spectral Responsivity

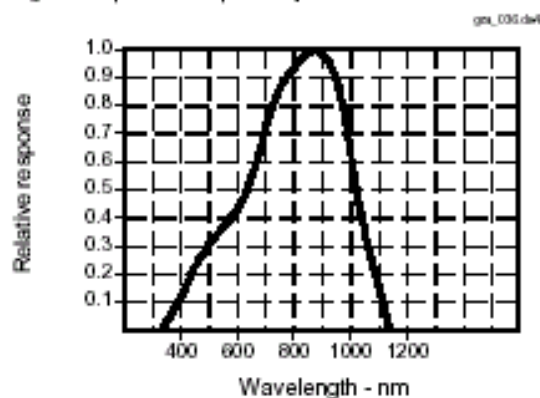
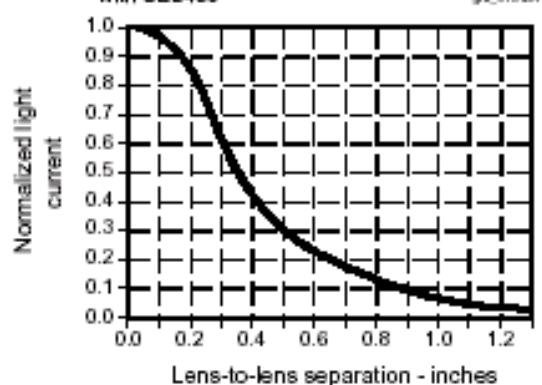


Fig. 6 Coupling Characteristics with SE2460



All Performance Curves Show Typical Values

传感与控制事业部

深圳市光之神电子有限公司

地址：深圳市深南中路北方大厦1006-1018  
 电话：0755-83279118/83278699/83278860  
 网址：www.apollosz.com

邮编：518033  
 传真：0755-83279283  
 邮箱：Sensor@apollosz.com