

- ▶ Low profile
- ▶ 2.5 x 2.0 mm Footprint
- ▶ Extended Temp Range Option
- ▶ RoHS Compliant

ECX-2236

SMD CRYSTAL

The miniature ECX-2236 is a very compact SMD Crystal. The 2.5 x 2.0 x 0.55 mm ceramic package is ideal for today's SMD manufacturing environment.

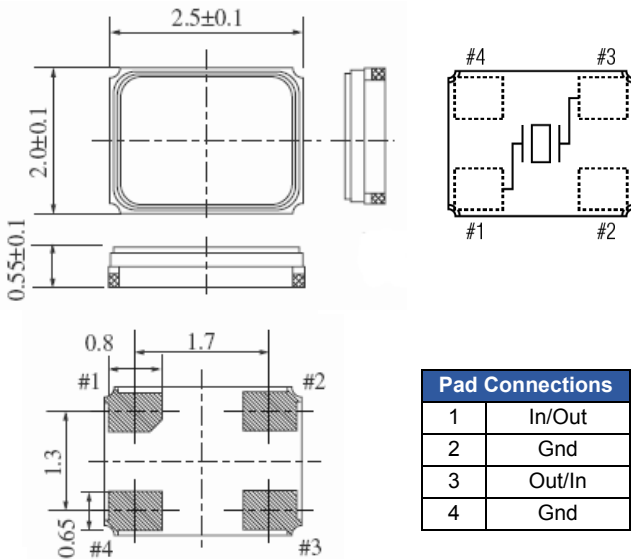
OPERATING CONDITIONS / ELECTRICAL CHARACTERISTICS

PARAMETERS	CONDITIONS	ECX-2236			UNITS
		MIN	TYP	MAX	
Frequency Range		16.000		80.000	MHz
Frequency Tolerance	at +25°C			± 50 *	ppm
Frequency Stability	-20 to +70°C			± 50 *	ppm
Shunt Capacitance				5	pF
Load Capacitance	Specify in P/N		8		pF
Drive Level				100	µW
Operating Temperature		-20		+70	°C
Storage Temperature		-55		+125	°C
Aging (Per Year)	@ +25°C ±3°C			±5	ppm

EQUIVALENT SERIES RESISTANCE/MODE OF OSCILLATION

FREQUENCY RANGE (MHz)	MODE OF OSC	MAX ESR Ω	FREQUENCY RANGE (MHz)	MODE OF OSC	MAX ESR Ω
16.00 ~ 19.999	Fundamental	80	30.000 ~ 34.999	Fundamental	50
20.000 ~ 29.999	Fundamental	60	35.000 ~ 80.000	Fundamental	40

DIMENSIONS (mm)



Pad Connections	
1	In/Out
2	Gnd
3	Out/In
4	Gnd

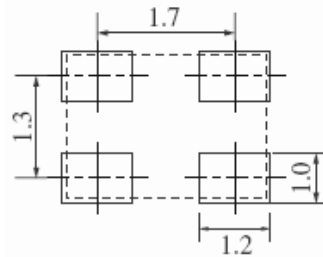


Figure 1) Top, Side, Bottom, End views and Crystal Connection (Top View)

Figure 2) Suggested Land Pattern

PART NUMBERING GUIDE: Example ECS-240-8-36-TR

ECS - Frequency Abbreviation - Load Capacitance - Package

240 = 24.000 MHz
See P/N Guide

8 = 8 pF
S=Series

36 =
ECX-2236

Custom Options

Tolerance * Stability Temp Range - Packaging

Blank = Std
A = ± 25 ppm
J = ± 20 ppm
R = ± 15 ppm
C = ± 10 ppm

Blank = Std
D = ± 100 ppm
E = ± 50 ppm
G = ± 30 ppm
H = ± 25 ppm
T = ± 20 ppm
W = ± 15 ppm
K = ± 10 ppm

Blank = Std
L = -10 ~ +70°C
M = -20 ~ +70°C
N = -40 ~ +85°C
P = -40 ~ +105°C
S = -40 ~ +125°C
U = -55 ~ +125°C

TR= Tape
& Reel
1K/Reel

*Consult Factory for available stability options over extended temp range.



Developed Frequencies

FREQUENCY MHz	CODE
16.000	160
16.384	163.8
19.200	192
20.000	200
24.000	240
24.576	245.7
25.000	250
26.000	260
27.000	270
30.000	300
32.000	320
36.000	360
40.000	400
44.000	440
48.000	480

Sample P/N: ECS-200-8-36-TR
 ECS = Mfg Code
 200 = Frequency Code 20.000 MHz
 -8 = Load Capacitance 8 pF
 -36 = Package, ECX-2236
 -TR=Tape & Reel

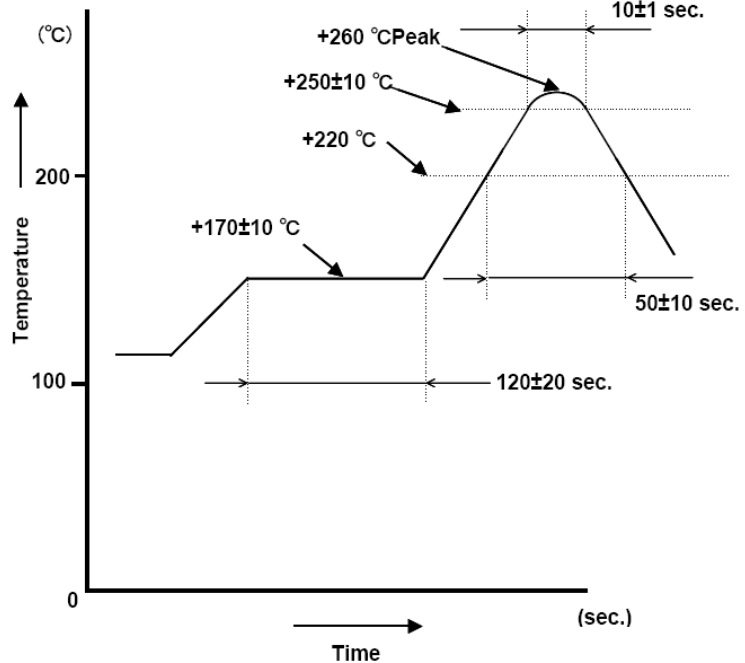


Figure 1) Suggested Reflow Profile

POCKET TAPE DIMENSIONS (mm)



A	B	C	D	F	J	L	M	Reel Dia.	Qty/Reel
2.8	2.3	8.0	3.5	4.0	1.0	0.25	0.75	180	1000

Figure 2) Pocket Tape Dimensions

Package Data	
Item	Description
Lid	Metal
Base	Ceramic
Sealing	Seam/EB
Terminal	Tungsten (metalized)
Plating	Gold/Nickel Surface/Under
RoHS	Compliant (Pb Free)